


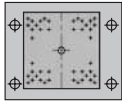
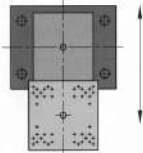
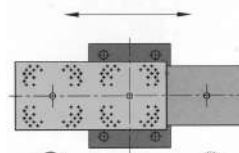
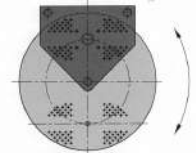
# Caratteristiche standard

## Standard features



 <b>INIEZIONE VERTICALE</b> <b>VERTICAL INJECTION</b> <b>CHIUSURA VERTICALE</b> <b>VERTICAL CLAMPING</b>		<b>MODELLO MODEL</b>												
<b>Descrizione / Description</b>		<b>Unit</b>	<b>V-15T</b>				<b>V-35T</b>				<b>V-55T</b>			
<b>GRUPPO INIEZIONE</b>			<b>INJECTION UNIT</b>											
Diametro vite Screw diameter	mm	Ø20	Ø22	Ø22	Ø25	Ø28	Ø25	Ø28	Ø32					
Volume teorico iniezione Theoretical injection volume	cm <sup>3</sup>	25	31	46	59	74	69	86	113					
Capacità iniezione (PS) Injection capacity (PS)	gr	23	29	43	56	69	65	81	106					
Pressione iniezione Injection pressure	kg/cm <sup>2</sup>	2240	1851	2531	1960	1563	2330	1857	1422					
Velocità iniezione Injection rate	cm <sup>3</sup> /sec	26	31	36	47	58	49	62	81					
Plastificazione oraria (PS) Plasticizing capacity (PS)	kg/hr	7	9	11	15	20	15	21	29					
Rotazione vite Screw rotation speed	r.p.m.	164			186			187						
Potenza riscaldamento Heating capacity	kw	2			3.3			3.9						
<b>GRUPPO CHIUSURA</b>			<b>CLAMPING UNIT</b>											
Forza di chiusura Clamping force	ton	15			35			55						
Spessore stampo (min) Mold thickness (min)	mm	100 - 150			150 - 250			180 - 280						
Corsa apertura Opening stroke	mm	180			200			200						
Massima apertura Max opening thickness	mm	280 - 330			350 - 450			380 - 480						
Corsa estrazione Ejector stroke	mm	35			40			40						
Forza estraattore Ejector force	ton	1.8			1.8			1.8						
<b>ALTRI DATI OTHER DATA</b>			<b>V-15T</b>				<b>V-35T</b>				<b>V-55T</b>			
	<b>UNIT</b>	<b>V4</b>	<b>V4-S</b>	<b>V4-SD</b>	<b>V3-R</b>	<b>V4</b>	<b>V4-S</b>	<b>V4-SD</b>	<b>V3-R</b>	<b>V4</b>	<b>V4-S</b>	<b>V4-SD</b>	<b>V3-R</b>	
Potenza motore pompa Pump motor power	hp (kw)	5 (3.7)	5 (3.7)	7.5 (5.6)	7.5 (5.6)	7.5 (5.6)	7.5 (5.6)	10 (7.5)	10 (7.5)	10 (7.5)	10 (7.5)	15 (11.2)	15 (11.2)	
Corsa del piano Slide table stroke	mm	-	220	250	-	-	350	390	-	-	380	430	-	
Diametro tavola rotante Rotary table diameter	mm	-	-	-	Ø580	-	-	-	Ø740	-	-	-	Ø880	
Capacità serbatoio olio Oil tank capacity	L	100	100	125	150	120	120	145	200	145	145	200	230	
Dimensioni macchina (L x L x A) Machine size (L x W x H)	mt	1.3x1 x2.6	1.4x0.9 x2.5	1.4x1.1 x2.4	1.4x1.1 x2.4	1.6x1.1 x2.8	1.6x1.1 x2.9	1.6x1.7 x2.9	1.6x1.7 x2.9	1.7x1.2 x3	1.8x1.2 x3.1	1.8x1.9 x3.1	1.8x1.9 x3.1	
Peso macchina Machine weight	ton	0.7	0.84	0.95	1.4	1.7	1.85	2	2.4	2.2	2.4	2.6	2.8	

\*Le specifiche sono soggette a variazioni senza preavviso

**V4**
**TAVOLA FISSA**  
**FIXED TABLE**
**V4-S**
**TAVOLA TRASLANTE**  
**SLIDING TABLE**
**V4-SD**
**TAVOLA TRASLANTE 2 STAZIONI**  
**DOUBLE SHUTTLE TABLES**
**V3-R**
**TAVOLA ROTANTE**  
**ROTARY TABLE**
**MODELLO****MODEL****V-85T****V-120T****V-160T****V-200T****V-250T**

<b>MODELLO MODEL</b>																			
<b>V-85T</b>				<b>V-120T</b>				<b>V-160T</b>				<b>V-200T</b>				<b>V-250T</b>			
Ø32	Ø36	Ø40	Ø36	Ø40	Ø45	Ø40	Ø45	Ø50	Ø45	Ø50	Ø55	Ø55	Ø60	Ø65					
113	143	176	163	201	254	251	318	393	350	432	523	594	707	830					
106	134	165	153	189	239	236	299	369	329	406	491	558	664	780					
2331	1842	1492	2278	1844	1458	2310	1825	1478	2335	1890	1562	2203	1851	1577					
71	90	111	107	132	167	114	144	178	140	172	205	198	235	276					
44	58	73	66	84	101	82	100	125	94	112	135	104	125	146					
269				289				268				220				160			
5.3				6.5				8.3				11.6				15			
85				120				160				200				250			
200 - 300				200 - 300				250 - 350				300 - 400				300 - 400			
250				280				300				350				400			
450 - 550				480 - 580				550 - 650				650 - 750				700 - 800			
50				65				65				75				100			
1.8				2.7				4.6				4.6				4.6			
<b>V-85T</b>				<b>V-120T</b>				<b>V-160T</b>				<b>V-200T</b>				<b>V-250T</b>			
<b>V4</b>	<b>V4-S</b>	<b>V4-SD</b>	<b>V3-R</b>	<b>V4</b>	<b>V4-S</b>	<b>V4-SD</b>	<b>V3-R</b>	<b>V4</b>	<b>V4-S</b>	<b>V4-SD</b>	<b>V3-R</b>	<b>V4</b>	<b>V4-S</b>	<b>V4-SD</b>	<b>V3-R</b>	<b>V4</b>	<b>V4-S</b>	<b>V4-SD</b>	<b>V3-R</b>
15 (11.2)	15 (11.2)	20 (14.9)	20 (14.9)	20 (14.9)	20 (14.9)	25 (18.7)	25 (18.7)	25 (18.7)	25 (18.7)	30 (22.4)	30 (22.4)	30 (22.4)	30 (22.4)	40 (29.8)	40 (29.8)	40 (29.8)	40 (29.8)	45 (33.8)	45 (33.8)
-	480	550	-	-	520	630	-	-	580	680	-	-	620	750	-	-	650	780	-
-	-	-	Ø980	-	-	-	Ø1170	-	-	-	Ø1370	-	-	-	Ø1590	-	-	-	Ø1800
250	250	250	310	300	300	300	330	350	350	350	400	410	410	450	450	600	600	600	600
1.8x1.4 x3.3	2x1.4 x3.4	2x1.4 x3.4	2x1.4 x3.4	1.9x1.5 x3.7	2.1x1.5 x3.8	2.2x1.9 x3.9	2.2x1.9 x3.9	2x1.6 x4	2.2x1.6 x4	2.3x2.1 x4.1	2.3x2.1 x4.1	2.2x1.7 x4.1	2.4x1.7 x4.2	2.4x2.3 x4.3	2.4x2.3 x4.3	2.2x1.7 x4.5	2.6x1.8 x4.6	2.5x2.4 x4.6	2.5x2.4 x4.6
3.1	3.35	3.5	4	4.5	4.82	5.8	5.9	6.5	6.9	8	8.2	9	9.6	11	11.8	11	11.8	13.3	14

\*Specifications are subject to changes without prior notice